

NETO ridership

August 1-31, 2020 (Phase II)



Trips

579

Trips to date

14,579

Pick ups

Goodyear	29	Goodyear	48
Reser's	191	Reser's	147
Smuckers	61	Smuckers	72
US Foods	9	US Foods	22

Drop offs

Trips by Zone

Zone 1 (North of 6 th St.)	158
Zone 2 (Between 6 th & 29 th St.)	275
Zone 3 (South of 29 th St.)	146

Average Time

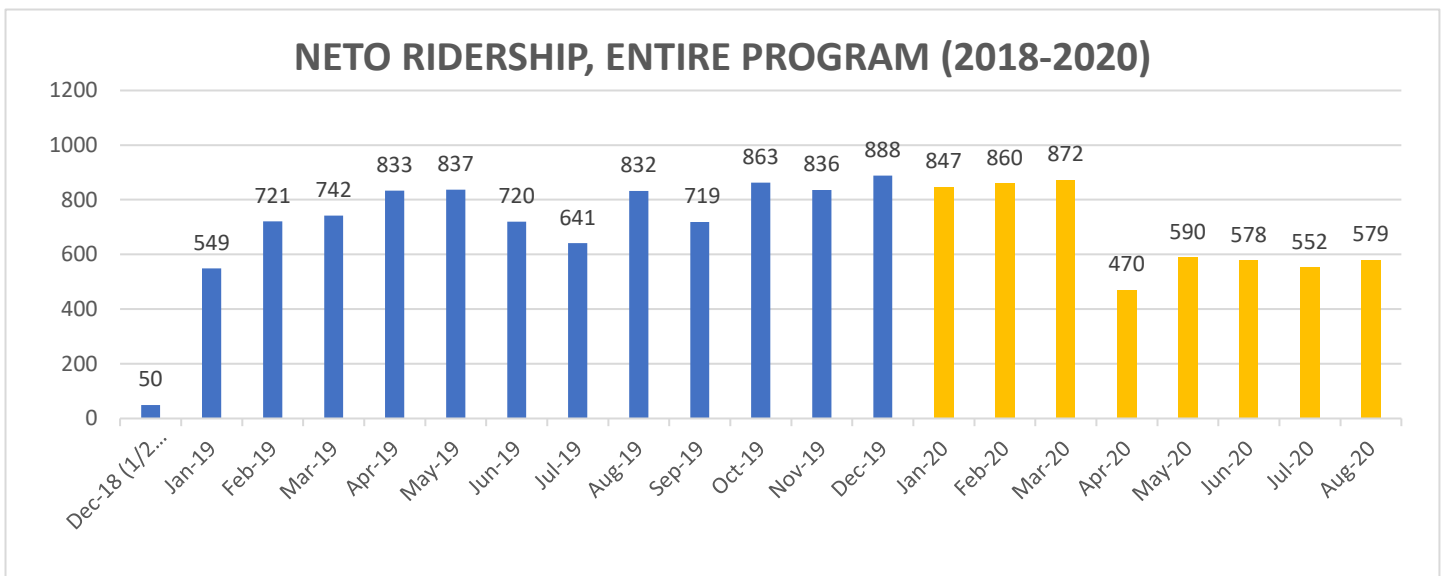
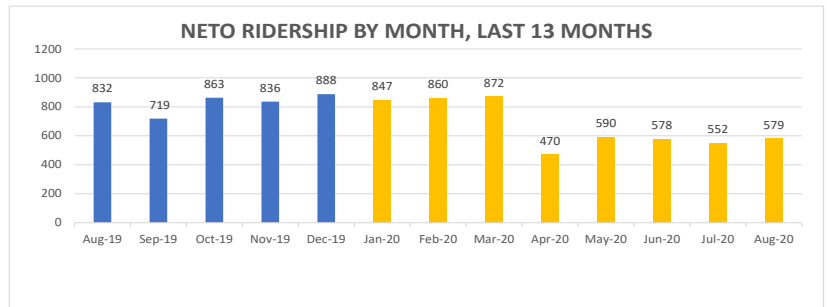
16.1 minutes

Average Distance

7.4 miles

Trips by Time of Day

- 21% of trips taken between 5am -9am
- 11% of trips taken between 2pm -7pm
- 36% of trips taken between 10pm-3am

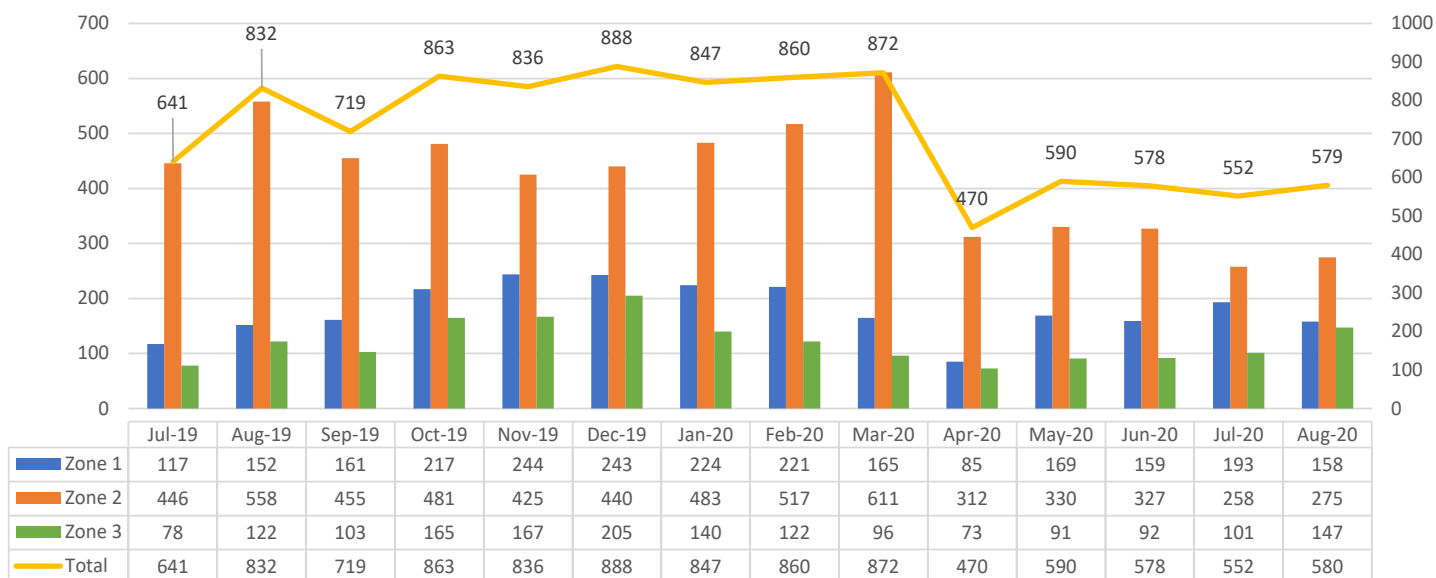


NETO ridership

Monthly comparisons - August 2020



NETO RIDERSHIP BY MONTH AND ZONE, 2019-2020



SOTO ridership

August 1-31, 2020 (Phase III)



Trips

397

Trips to date

21,605

Pick ups

Target 109
Frito Lay 99

Drop offs

Target 92
Frito Lay 97

Trips by Zone

Zone 1 (North of 6th St.) 93
Zone 2 (Between 6th & 29th St.) 243
Zone 3 (South of 29th St.) 61

Average Time

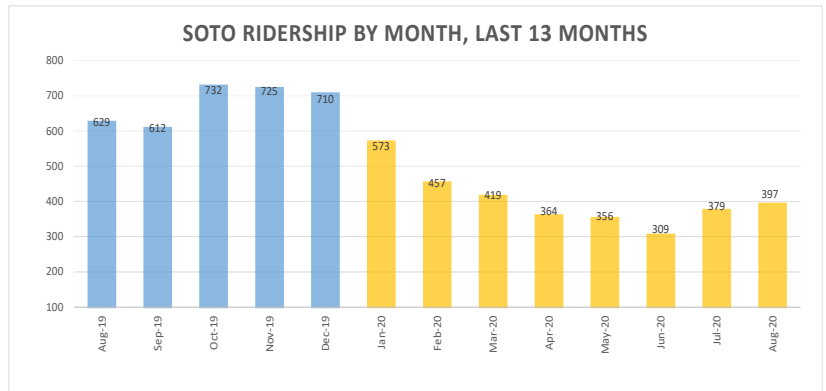
17.0 minutes

Average Distance

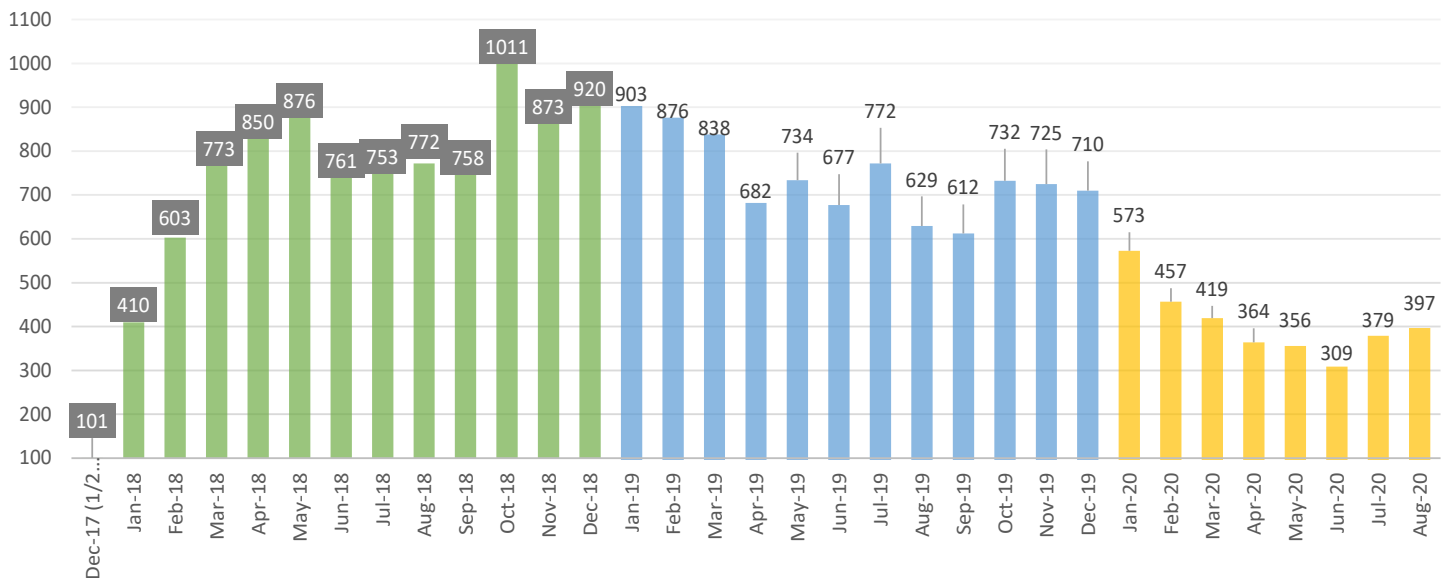
8.9 miles

Trips by Time of Day

15% of trips taken between 5am-9am
39% of trips taken between 2pm-7pm
25% of trips taken between 10pm-3am



SOTO RIDERSHIP, ENTIRE PROGRAM (2017-2020)

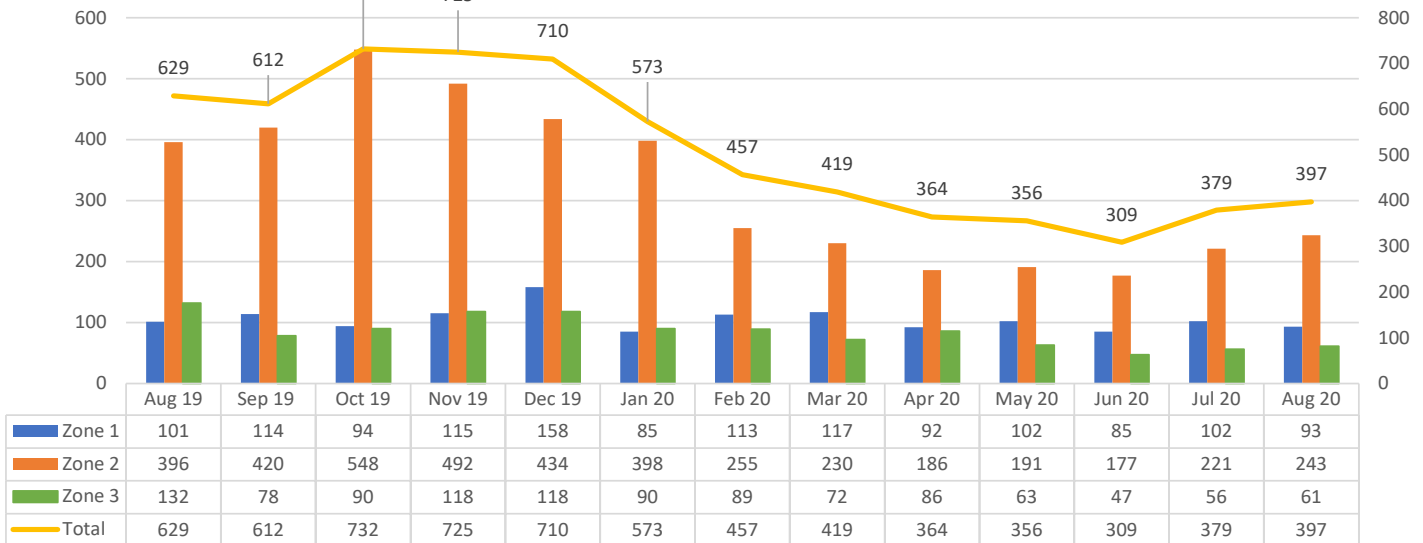


SOTO ridership

Monthly comparisons - August 2020



SOTO RIDERSHIP BY MONTH AND ZONE, LAST 13 MONTHS



SOTO RIDERSHIP, ENTIRE PROGRAM (2017-2020)

